



Please write clearly in block capitals.

Centre number

--	--	--	--	--

Candidate number

--	--	--	--

Surname

Forename(s)

Candidate signature

I declare this is my own work.

GCSE COMBINED SCIENCE: TRILOGY

H

Higher Tier
Physics Paper 2H

Friday 16 June 2023

Morning

Time allowed: 1 hour 15 minutes

Materials

For this paper you must have:

- a protractor
- a ruler
- a scientific calculator
- the Physics Equations Sheet (enclosed).

Instructions

- Use black ink or black ball-point pen.
- Pencil should only be used for drawing.
- Fill in the boxes at the top of this page.
- Answer **all** questions in the spaces provided.
- If you need extra space for your answer(s), use the lined pages at the end of this book. Write the question number against your answer(s).
- Do all rough work in this book. Cross through any work you do not want to be marked.
- In all calculations, show clearly how you work out your answer.

Information

- The maximum mark for this paper is 70.
- The marks for questions are shown in brackets.
- You are expected to use a calculator where appropriate.
- You are reminded of the need for good English and clear presentation in your answers.

For Examiner's Use	
Question	Mark
1	
2	
3	
4	
5	
6	
7	
TOTAL	



J U N 2 3 8 4 6 4 P 2 H 0 1

IB/M/Jun23/E8

8464/P/2H

0 1

The Sun emits a continuous spectrum of electromagnetic waves.

Figure 1 names some of the groups of waves in the electromagnetic spectrum.

Figure 1

A	B	Infrared	Visible light	Ultraviolet	C	Gamma rays
---	---	----------	---------------	-------------	---	------------

0 1 . 1

Name groups **A**, **B** and **C** in **Figure 1**.

[2 marks]

A _____

B _____

C _____

0 1 . 2

Give **one** similarity and **one** difference between the properties of ultraviolet waves and gamma rays.

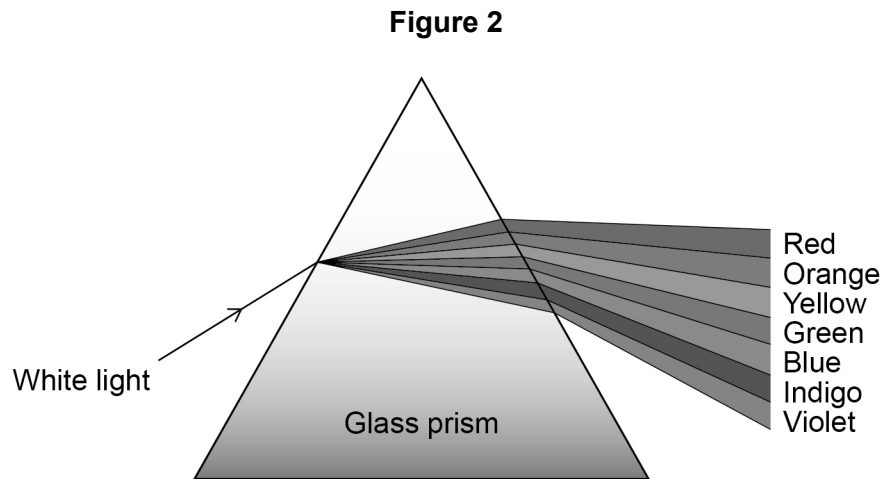
[2 marks]

Similarity _____

Difference _____



Figure 2 shows white light split into a spectrum of different colours by a glass prism.



0 1 . 3

Light changes direction when it enters the glass prism.

What name is given to this process?

[1 mark]

Question 1 continues on the next page

Turn over ►



Use the Physics Equations Sheet to answer questions **01.4** and **01.5**.

01.4

Write down the equation that links frequency (f), wavelength (λ) and wave speed (v).

[1 mark]

01.5

The wave in the middle of the spectrum has a wavelength of 5.0×10^{-7} m.

wave speed of light = 3.0×10^8 m/s

Calculate the frequency of the wave.

[3 marks]

Frequency = _____ Hz

9



Turn over for the next question

*Do not write
outside the
box*

**DO NOT WRITE ON THIS PAGE
ANSWER IN THE SPACES PROVIDED**

Turn over ►



0 2

A student investigated how the acceleration of a trolley is affected by the force acting on the trolley.

Figure 3 shows some of the equipment used.

Figure 3

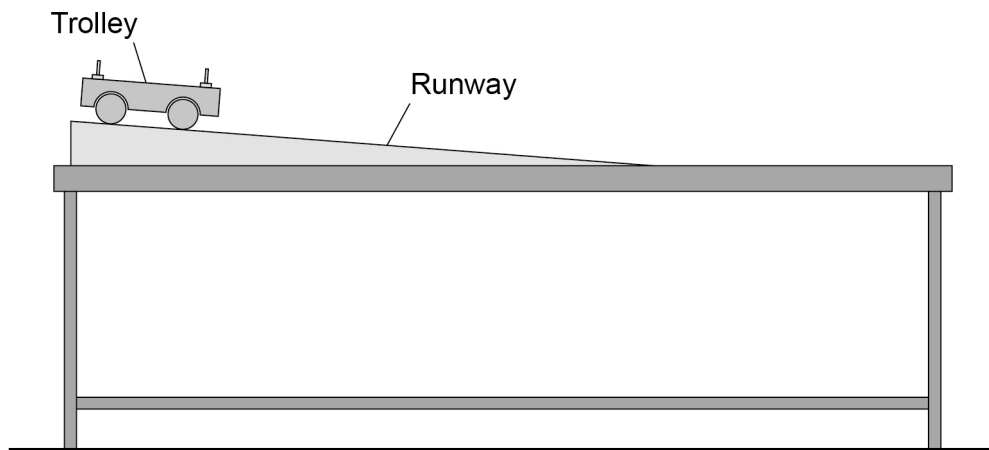


Table 1 shows one set of results for a similar investigation.

Table 1

Resultant force in newtons	Acceleration in m/s^2
1.2	1.6

0 2 . 2 Which of Newton's laws predicts that the acceleration of the trolley is proportional to the resultant force on the trolley?

[1 mark]

Tick (✓) **one** box.

First law

Second law

Third law

0 2 . 3 Determine the acceleration of the trolley when the resultant force is 3.6 N.

Use **Table 1**.

[2 marks]

Acceleration = _____ m/s^2



Use the Physics Equations Sheet to answer questions **02.4** and **02.5**.

Do not write
outside the
box

0 2 . 4

Write down the equation that links acceleration (a), mass (m) and resultant force (F).

[1 mark]

Do not write
outside the
box

0 2 . 5

A resultant force of 0.42 N acts on a different trolley.

The acceleration of the trolley is 1.2 m/s^2 .

Calculate the mass of the trolley.

[3 marks]

Mass of trolley = _____ kg

13

Turn over for the next question

Turn over ►



0 3

A teacher used a ripple tank to demonstrate water waves.

The teacher used a lamp to project a shadow of the water waves onto a screen below the ripple tank.

0 3 . 1

Figure 4 represents the shadow of the water waves seen on the screen.

Figure 4



1.0 mm on **Figure 4** represents 5.0 mm on the screen.

Determine an **accurate** value for the wavelength of the waves on the screen.

Give your answer in mm.

Show how you work out your answer.

[3 marks]

Wavelength = _____ mm



The teacher adjusted the frequency of the waves produced in the ripple tank.

The teacher measured the wavelength five times.

Table 2 shows the results.

Table 2

Measurement	1	2	3	4	5	Mean
Wavelength in millimetres	96	99	97	X	97	97

0 3 . 2 Calculate value **X** in **Table 2**.

[2 marks]

X = _____ mm

0 3 . 3 The teacher states that the results are very precise.

Which of the following supports the statement made by the teacher?

[1 mark]

Tick (✓) one box.

The mean value is very close to the true value.

The spread of values about the mean is very small.

The values are all given to the nearest millimetre.

The wavelength measurement was taken five times.

Turn over ►



0 3 . 4

Describe the difference between longitudinal waves and transverse waves.

[2 marks]

8

Turn over for the next question

*Do not write
outside the
box*

**DO NOT WRITE ON THIS PAGE
ANSWER IN THE SPACES PROVIDED**

Turn over ►

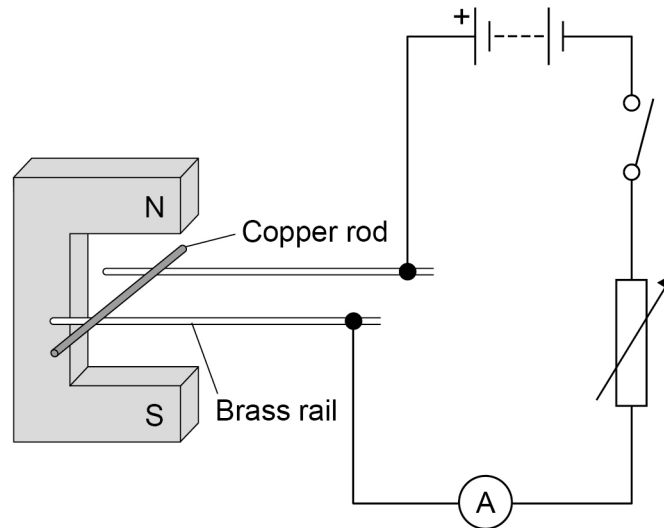


0 4

A teacher demonstrated the motor effect.

Figure 5 shows the equipment used. The equipment includes a permanent magnet.

Figure 5



0 4 . 1

The copper rod remains stationary while the switch is open.

Complete the sentence.

[1 mark]

The tendency for an object to remain stationary is
called _____.

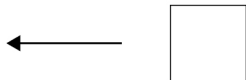
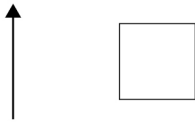
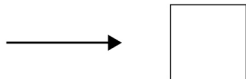
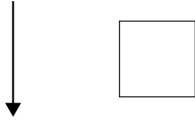


When the switch is closed the copper rod accelerates.

0 4 . 2 In which direction will the copper rod accelerate?

[1 mark]

Tick (✓) **one** box.



0 4 . 3 Explain **one** way the teacher could increase the acceleration of the copper rod.

[2 marks]

Question 4 continues on the next page

Turn over ►



0 4 . 4

The magnet used in the demonstration was a permanent magnet.

Figure 6 shows an iron bar and a permanent magnet.

Figure 6



Iron bar



Permanent magnet

Describe how the permanent magnet could be used to test if the iron bar is also a permanent magnet.

[2 marks]



0 4 . 5

Figure 7 shows a magnetic compass used by walkers.

Figure 7



Explain how a magnetic compass provides evidence that the Earth has a magnetic field.

[2 marks]

8

Turn over for the next question

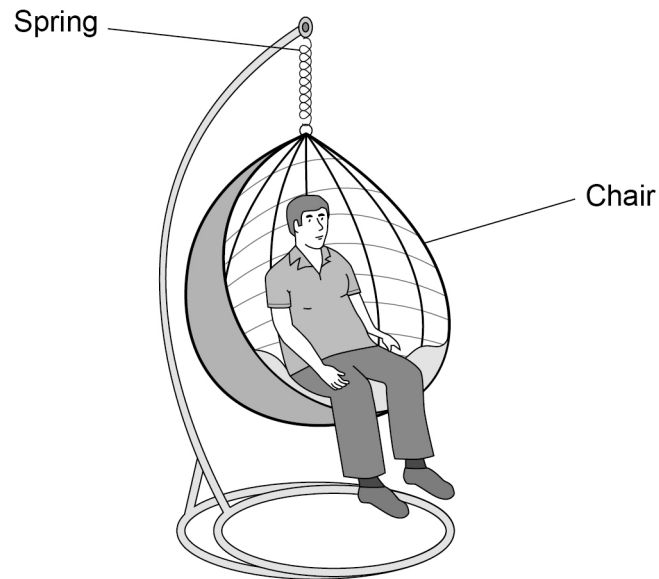
Turn over ►



0 5

Figure 8 shows a garden chair hanging from a spring.

Figure 8



0 5 . 1

Which of the following describes the relationship between the weight (W) acting on the spring and the extension (e) of the spring?

[1 mark]

Tick (✓) **one** box.

$W = e$

$W \propto e$

$W \sim e$

$W < e$



0 5 . 2 The person in **Figure 8** has a weight of 750 N.

The person's weight causes the spring to extend by 60 mm.

Calculate the spring constant of the spring.

Use the Physics Equations Sheet.

[3 marks]

Spring constant = _____ N/m

Question 5 continues on the next page

Turn over ►



The manufacturer of the chair tests a new spring to see if it is suitable to hang the chair.

The spring can store a maximum of 1800 J of elastic potential energy before it becomes inelastically deformed.

0 5 . 3

Describe what is meant by 'inelastically deformed'.

[2 marks]

0 5 . 4

Calculate the maximum extension of the spring before the spring becomes inelastically deformed.

spring constant = 225 N/m

Use the Physics Equations Sheet.

[3 marks]

Maximum extension = _____ m



0 5 . 5 Evaluate the suitability of the new spring to hang the chair.

maximum elastic potential energy = 1800 J

spring constant = 225 N/m

weight of person = 750 N

distance between the bottom of the chair and the ground = 30 cm

Include a calculation in your answer.

Use the Physics Equations Sheet.

[3 marks]

12

Turn over for the next question

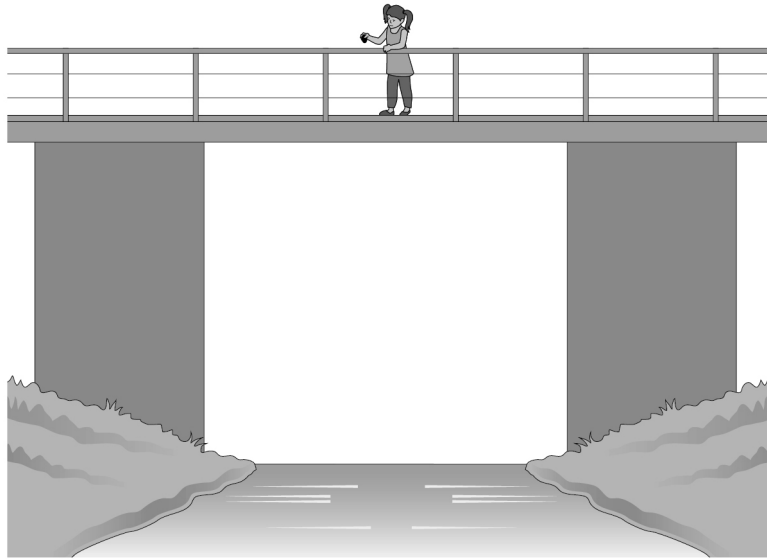
Turn over ►



0 6

Figure 9 shows a child dropping a stone into water.

Figure 9



0 6 . 1

When the child drops the stone it passes the child's feet with a velocity of 3.1 m/s.

The child's feet are 6.3 m above the water.

acceleration due to gravity = 9.8 m/s^2

Calculate the velocity of the stone as it hits the water.

Use the Physics Equations Sheet.

Give your answer to 2 significant figures.

[4 marks]

Velocity (2 significant figures) = _____ m/s



0 6 . 2 Velocity is a vector.

Describe the velocity of the stone as it falls through the air.

Assume there is no air resistance.

[2 marks]

Question 6 continues on the next page

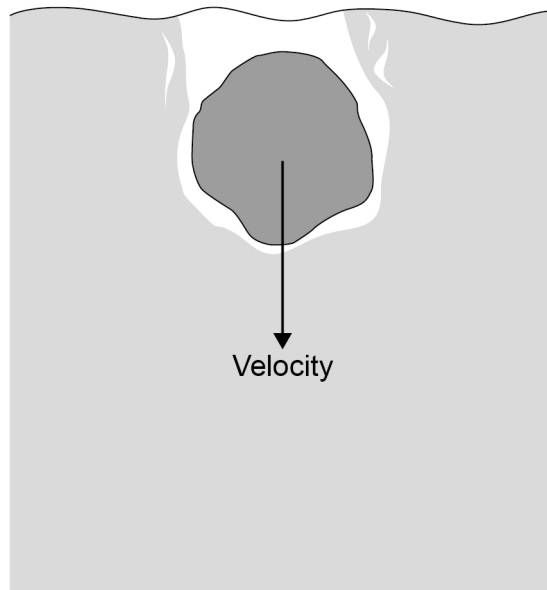
Turn over ►



0 6 . 3

Figure 10 shows the stone just after it has entered the water.

Figure 10



As the stone moves through the water, the stone slows to a constant velocity.

Explain why.

[4 marks]

10



Turn over for the next question

*Do not write
outside the
box*

**DO NOT WRITE ON THIS PAGE
ANSWER IN THE SPACES PROVIDED**

Turn over ►



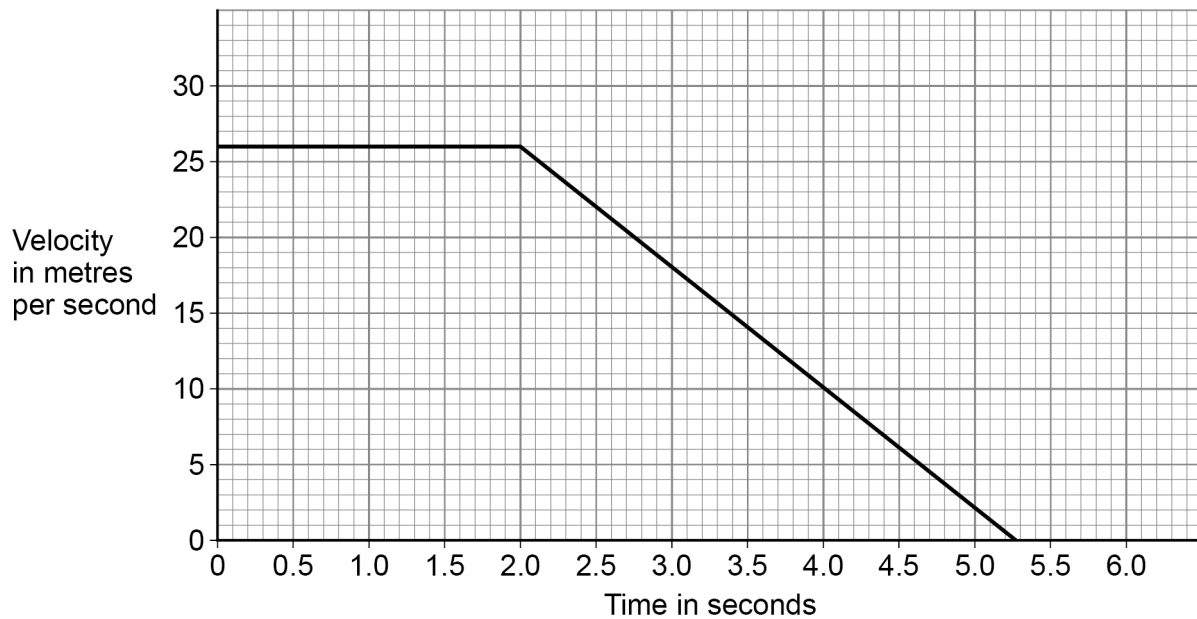
0 7

A car contains a device called a black box. The black box records the velocity and acceleration of the car.

The car was travelling at a constant velocity. The driver then reacted to a hazard.

Figure 11 shows the velocity–time graph for the car.

Figure 11

**0 7 . 1**

Determine the deceleration of the car.

Give the unit.

[3 marks]

Deceleration = _____ Unit _____



0 7 . 2

The driver of the car has a reaction time of 0.75 s.

Determine the stopping distance of the car.

Use the Physics Equations Sheet.

Use **Figure 11**.

[5 marks]

Stopping distance = _____ m

0 7 . 3

If the black box records large decelerations, it identifies that the driving may be dangerous.

Explain why large decelerations may be dangerous.

[2 marks]

10**END OF QUESTIONS**

There are no questions printed on this page

*Do not write
outside the
box*

**DO NOT WRITE ON THIS PAGE
ANSWER IN THE SPACES PROVIDED**



There are no questions printed on this page

*Do not write
outside the
box*

**DO NOT WRITE ON THIS PAGE
ANSWER IN THE SPACES PROVIDED**

Copyright information

For confidentiality purposes, all acknowledgements of third-party copyright material are published in a separate booklet. This booklet is published after each live examination series and is available for free download from www.aqa.org.uk.

Permission to reproduce all copyright material has been applied for. In some cases, efforts to contact copyright-holders may have been unsuccessful and AQA will be happy to rectify any omissions of acknowledgements. If you have any queries please contact the Copyright Team.

Copyright © 2023 AQA and its licensors. All rights reserved.



3 2



2 3 6 G 8 4 6 4 / P / 2 H

IB/M/Jun23/8464/P/2H